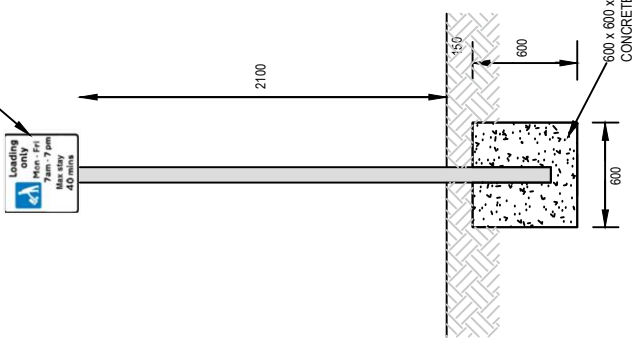
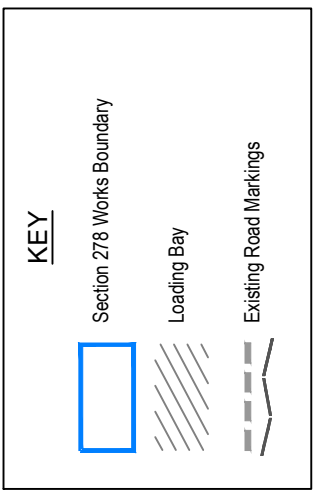


100mm LOADING ONLY SIGN (DIAG 660.4)
TO INCLUDE "Non-Fri" 7mm - 7mm Max slay 40 mins"



NOTE
ALL SIGNS TO BE IN ACCORDANCE WITH TRAFFIC
SIGNS MANUAL REGULATORY SIGNS 2008

SIGN POST DETAILS



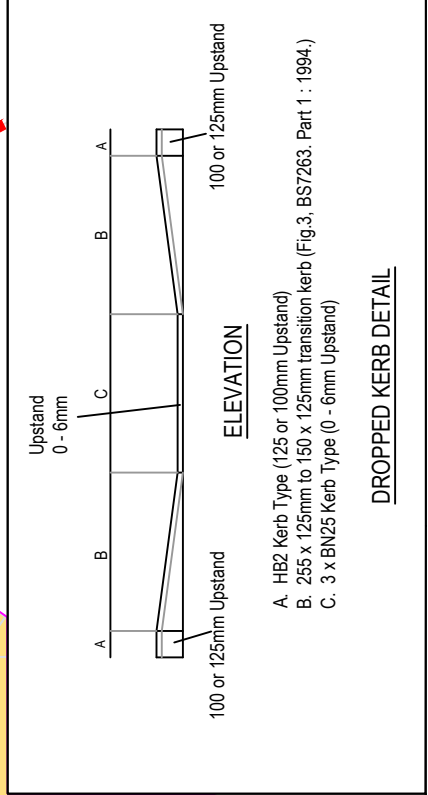
Rev	Description	Date	Drawn	Checked
E	Sign Diag 660.4 amended as requested by Southwark Borough Council	16.01.15	BDR	PMH
D	Loading bay dimension added, dropped kerb position revised & Sign Diag 660.4 image shown	13.01.15	BDR	-
C	Drawing updated in response to comments received from Southwark Borough Council	12.01.15	SK	BDR
B	2 Nos. Disabled bays removed	07.09.14	YK	BDR
A	Drawing updated to show S278 boundary, dropped kerbs, removed railings and sign details	30.05.14	YK	BDR

stomor
CIVIL ENGINEERING CONSULTANTS

Project
Southwark Park Primary

Drawing Description
Proposed Section 278 works and
Traffic Regulation Order

Scale	1:200@A3	Date	14.06.13	Drawn By	BDR	Checked By	DGS
Client	Mansell London New Build	Architect					
Notes	Do not scale off the drawing. Any written annotations should be brought to the attention of the engineer immediately.						
Drawing Number	ST-2328-01-E						



A. HB2 Kerb Type (125 or 100mm Upstand)
B. 255 x 125mm to 150 x 125mm transition kerb (Fig.3, BS7263, Part 1 : 1994.)
C. 3 x BN25 Kerb Type (0 - 6mm Upstand)